



Little Giant®


INDUSTRIAL

LADDER SYSTEMS

www.lgladders.co.nz



DISTRIBUTED BY STAFFY LTD



www.staffy.co.nz



Little Giant®

New Zealand

In the 1970's, Little Giant Ladder System's Chairman and Founder, Harold "Hal" Wing, met a German painter who had an interesting idea and a primitive prototype of a new kind of ladder. Hal enhanced the ladder and engineered what is now known as the strongest, safest, most versatile ladder in the world - the Little Giant Ladder System.

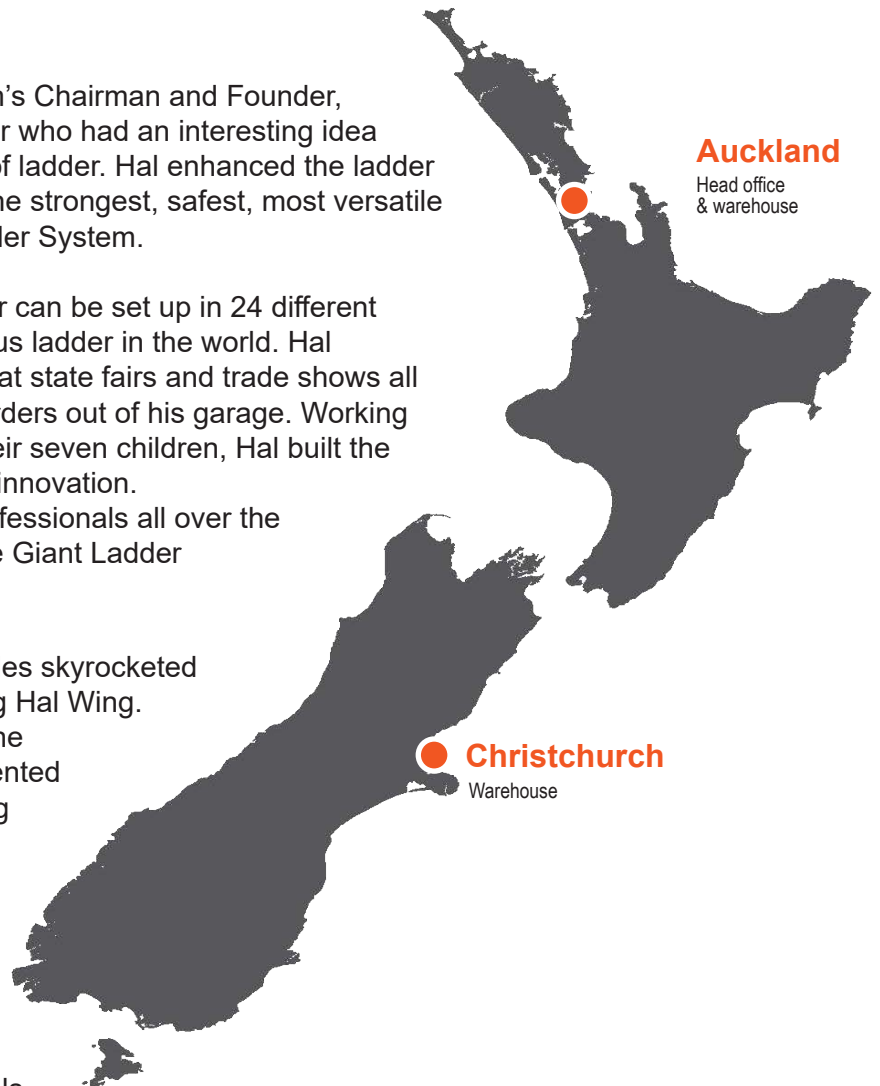
This professional-grade, multi-use ladder can be set up in 24 different positions and is probably the most famous ladder in the world. Hal performed demonstrations of the ladder at state fairs and trade shows all over the USA, building and packaging orders out of his garage. Working side-by-side with his wife Brigitte and their seven children, Hal built the company on a foundation of quality and innovation. Gradually, both do-it-yourselfers and professionals all over the world have come to understand the Little Giant Ladder System is the best ladder in the world.

In 2003, Little Giant Ladder System's sales skyrocketed after the launch of an infomercial starring Hal Wing. Instead of painting a gimmicky picture, the infomercial clearly and concisely represented the ladder's benefits, forever establishing the Little Giant brand and its products as a household name.

From its humble beginning, Little Giant Ladder System is now one of the world's largest manufacturers of ladders, supplying products to discerning homeowners and professionals all over the world.

Having been in Australia for over 22 years it was time to bring the legendary brand to New Zealand. Being respected height safety specialists with the toughest, safest and most effective scaffold equipment in New Zealand, it made sense for Staffy Ltd to join forces with a brand that shares the same values.

Staffy Ltd's head office is based in Auckland, with warehouses in both Auckland and Christchurch. We are proudly Kiwi owned and operated.



Auckland

Head office
& warehouse

Christchurch

Warehouse



CONTENTS

King Kombo 2.0	4
Fortress	5
Leveler	6
Conquest All-Terrain	7
Sure Step	8
Dark Horse 2.0	9
Jumbo Step	10
Jumbo Step Fibreglass	11
Skyscraper	12
Sentinel	13
Tuff-N-Lite	14
Flip-N-Lite	15
Safety Cage 2.0	16
Adjustable Safety Cage	17
Select Step Fibreglass	18
Select Step Aluminium	19
Hyperlite Pro	20
Hyperlite Pro Sumo	21
Accessories	22
Philosophy	24

KING KOMBO 2.0

THE ULTIMATE IN LADDER VERSATILITY

3 IN 1



Leaning




Extension



**150
KG**
LOAD RATED

Ground Cue™

Alerts users to the last step, avoiding injuries. 20-30% of all ladder injuries worldwide come from users stepping off the ladder from the second to last step, thinking that it's the last. Ground Cue makes an audible "click" to let you know you have safely reached the ground



Rotating wall pad



Grip-N-Go Hinge

The King Kombo can transition from position to position in one fluid motion. The one-handed Grip-N-Go Hinge allows for seamless transition between stepladder, extension and leaning ladder configurations.

Quad Pod

Designed for inside corners, outside corners, walls and studs. Using its durable traction pads, the Quad Pod grips and protects easily damaged surfaces. This accessory also incorporates tool slots, trays and hooks to keep all of your tools at-hand while working.

Part Number	Model	Stepladder Max Standing Level	Stepladder Max Reach	Extension Highest Standing Level	Extension Max Reach	Max Footprint	Storage Width	Storage Depth	Weight
LKK6 2.0	6 Step	1.14m	3.12m	2.01m	3.99m	1.12m	0.64m	18cm	11kg
LKK8 2.0	8 Step	1.73m	3.71m	3.25m	5.23m	1.50m	0.71m	18cm	15kg

FORTRESS

FULLY ENCLOSED FIBREGLASS PLATFORM



**150
KG
LOAD RATED**

Fully Enclosed Platform

The saloon door style gates create a fully enclosed handrail which allows 360 degree work without having to worry about three points of contact. The gates shut automatically, but can be locked open

Magnetic Tool Tray

Slots, holes, hooks, and a closeable container. This versatile top cap is our best one yet—plus, you can lean on it

Lightweight Slim Storage

One movement, one person, one second—that's all you need to handle the Fortress like a pro. Just push the platform handle to deploy or pull it to fold.

Ground Cue

Show your ankles some love. 20% of ladder accidents come from missing the last step on the way down. With the Ground Cue®, putting weight on the bottom step makes an audible and tactile "click," letting you know you've reached the final step of the ladder.



Part Number	Model	Max Highest Standing Level	Max Reach	Footprint	Storage Height	Weight
LFT3	3 Step	0.81m	2.80m	0.97m	2.22m	13.1kg
LFT4	4 Step	1.10m	3.09m	1.12m	2.52m	14.9kg
LFT5	5 Step	1.39m	3.37m	1.27m	2.83m	16.7kg
LFT6	6 Step	1.68m	3.66m	1.4m	3.13m	18.5kg

LEVELER™

**MORE
THAN JUST AN
ALL-IN-ONE
LADDER**



**150
KG
LOAD RATED**



**New Rapid Lock
twist action
design**



**Tip & Glide
wheels**

**Adjustable ratchet
leg levelers**

OPTIONAL ACCESSORIES



TRESTLE BRACKETS



TELESCOPIC PLANK



WORK PLATFORM

Part Number	Model	A-Frame Min/ Max Height	A-Frame Highest Standing Level Max	Extension Min/Max Height	Extension Highest Standing Level Max	Storage Height	Storage Width at Base	Storage Depth	Weight
LLV4	4 Step	1.2 - 2.10m	1.47m	2.75 - 4.50m	3.53m	1.40m	0.61m	22cm	15.6kg
LLV5	5 Step	1.5 - 2.7m	2.03m	3.4 - 5.80m	4.72m	1.70m	0.69m	22cm	19.9kg
LLV6	6 Step	1.85 - 3.35m	2.62m	3.95 - 7.00m	5.89m	2.01m	0.76m	22cm	24.7kg

CONQUEST

ALL - TERRAIN

FIBREGLASS TELESCOPIC MULTI-PURPOSE



**All-Terrain
Leveling Outriggers**
Swivel pick feet

**150
KG**
LOAD RATED



Easy Carry Handle



Rapid Lock
Twist action designed
spring loaded pin



**Narrow Access
Design**
Fitted with a V-Rung for
poles and corners, as well as
inside corner rubber pads for
added stability and
protection when in extension

Tip & Glide Wheels

Part No.	Model	A-frame Min/Max height	A-frame Highest standing level	Extension Min/Max Height	Extension Highest Standing level	Max Footprint	Storage Height	Storage Width at Base	Storage Depth	Weight
LCAT4	4-14 Step	1.37 - 2.29m	1.45m	2.7m - 4.55m	3.53m	1.63m	1.40m	0.5m	25cm	19kg
LCAT5	5-18 Step	1.68 - 2.90m	2.03m	3.3m - 5.76m	4.72m	2.01m	1.7m	0.53m	25cm	23kg

SURESTEP

FIBREGLASS SIMPLICITY

The Sure Step™ is as fast as you are, maybe faster, the results are still out. Easy to store, easy to fold, and easy to carry, this double sided step stool was voted most likely to win a medal in the ladder speed trials . . . at least, it would be, if those existed.



Doesn't crush your fingers when it closes



- Oversized feet
- Lightweight
- Double sided
- Oversized steps
- Fully-boxed rails & steps

Part Number	Model	Highest Standing Level	Step depth	Max Reach height	Storage Height	Storage Width at Base	Storage Depth	Weight
LSST3	3 Step	0.66m	79mm	2.64m	0.74m	0.47m	0.19m	4.99kg

DARK HORSE™ 2.0

The world's **lightest** fibreglass all-in-one ladder

Lightweight and durable, new fade-resistant industrial fibreglass composite improves strength and rigidity

**150
KG**
LOAD RATED



Versatile, strong & easily adjustable



Easy Glide wheels

Part No.	Model	A-frame Min/Max height	A-frame Highest standing level	Extension Min/Max Height	Extension Highest Standing level	Max Footprint	Storage Height	Storage Width at Base	Storage Depth	Weight
LDH3 2.0	3 Step	1.07 - 1.68m	0.89m	2.1 - 3.3m	2.36m	1.22m	1.09m	0.66cm	23cm	14.5k
LDH4 2.0	4 Step	1.37 - 2.3m	1.47m	2.7m - 4.55m	3.53m	1.63m	1.4m	0.66cm	23cm	17kg
LDH5 2.0	5 Step	1.68 - 2.9m	2.03m	3.3 - 5.76m	4.72m	2.01m	1.7m	0.74cm	23cm	20.8kg



JUMBO STEP™

Compliant on commercial and residential building sites

3 points of contact using safety bar

Comfortable & Strong

Non-slip extra wide staircase steps

Extra wide feet for added stability

Safety bar doubles as a tool tray, and flips away if needed as a staircase



150 KG
LOAD RATED



Folds flat



Part Number	Model	Highest Standing Level	Step Size	Max footprint	Storage Height	Storage Width at Base	Storage Depth	Weight
LJS2	2 Step	0.46m	35 x 21cm	0.55m	0.77m	0.55m	10cm	3.72kg
LJS3	3 Step	0.66m	35 x 21cm	0.84m	1.07m	0.55m	11cm	7.4kg
LJS4	4 Step	0.89m	35 x 21cm	1.13m	1.42m	0.50m	11cm	9.07kg

FIBREGLASS JUMBO STEP™



Compliant on commercial and residential building sites

3 points of contact using safety bar

Comfortable & Strong

Non-slip extra wide staircase steps

Extra wide feet for added stability



Perfect portable staircase



Folds flat



Part Number	Model	Highest Standing Level	Step Size	Max footprint	Storage Height	Storage Width at Base	Storage Depth	Weight
LJSF3	3 Step	0.66m	35 x 21cm	0.83m	1.09m	0.50m	10cm	8.1kg
LJSF4	4 Step	0.89m	35 x 21cm	1.13m	1.42m	0.55m	11cm	10.4kg

SKYSCRAPER

TELESCOPING A-FRAME

Goes where other ladders wouldn't dream of...

Works safely over obstacles and uneven surfaces



U-LOCK



FEEL SAFE

Integrated safety straps add a layer of safety for this durable two-person stepladder



Extra wide flared legs and superior stability at extreme heights



Strong two-person ladder

Part Number	Model	A-Frame Min/Max Height	A-Frame Highest Standing Level Max	Max Reach Height	Storage Height	Storage Width at Base	Storage Depth	Weight
LSS15	8-15 Step	2.4 - 4.45m	3.72m	5.72m	2.62m	0.95m	0.20m	32.3kg
LSS17	9-17 Step	2.7 - 5.1m	4.29m	6.27m	2.92m	0.95m	0.20m	35.8kg
LSS21	11-21 Step	3.35 - 6.4m	5.46m	7.44m	3.53m	1.09m	0.20m	46.2kg

SENTINEL™

STAND TALL

FIBREGLASS



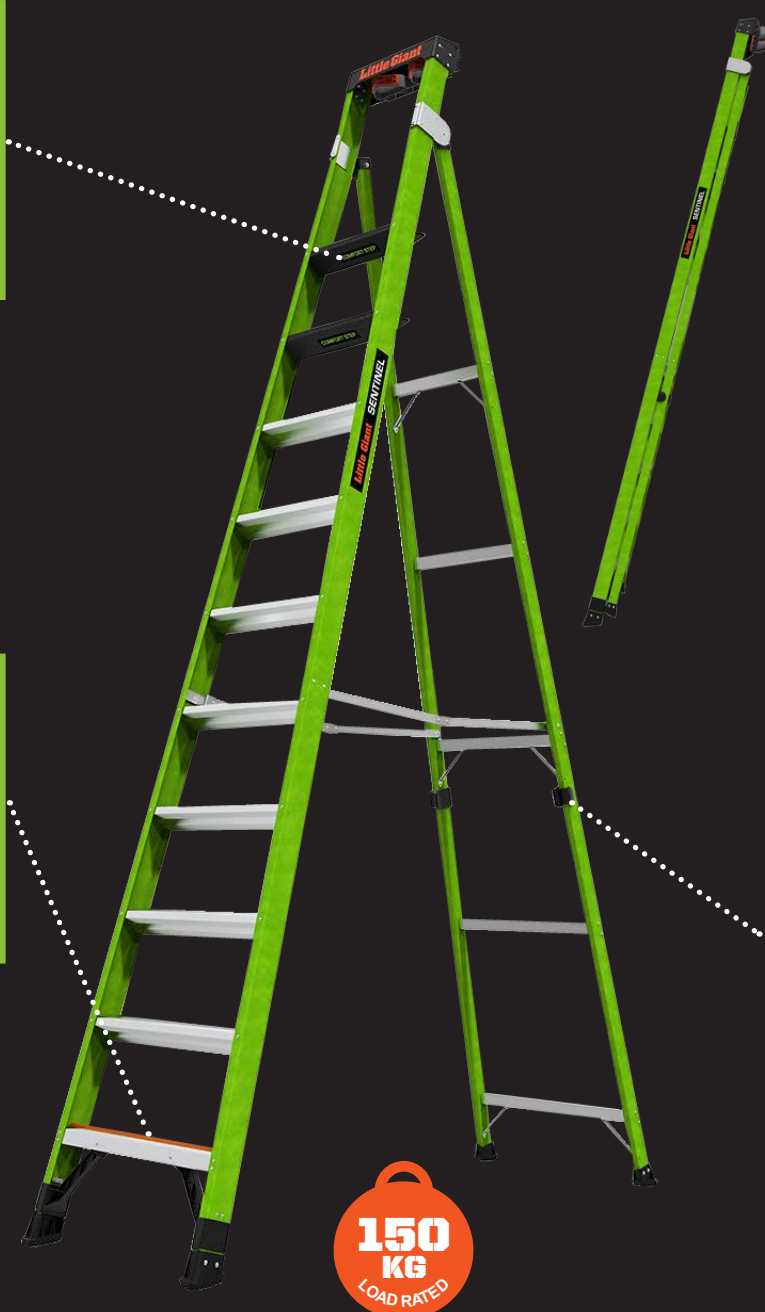
Extra-wide Comfort Steps

At 7.9cm wide, the steps on the Sentinel are already comfortable, but the very top standing steps is where the Sentinel really shines. The top rungs is set at **15.9cm** for maximum foot comfort while standing atop the ladder.



Alerts users to the last step, avoiding injuries

20-30% of all ladder injuries worldwide come from users stepping off the ladder from the second to last step, thinking that it's the last. Ground Cue makes an audible "click" to let you know you have safely reached the ground




**150
KG
LOAD RATED**



Rotating wall pad

With such a large footprint the rotating wallpad allows you to safely set up your ladders on inner and outer corners, flat walls, and studs in a leaning position, preventing slipping



Rail Locks

The Sentinel's easy-to-use Rail Locks keep rails together while in the leaning position, storage and transit, and can easily be released for use in the stepladder position

Part No.	Model	Max Highest Standing Level	Max Reach	Max Footprint	Step Width	Storage Height	Storage Width	Storage Depth	Weight
LSTN10	10 Step	2.34m	4.32m	1.63m	7.90cm	3.18m	0.66m	18cm	18kg
LSTN12	12 Step	2.92m	4.90m	1.91m	7.90cm	3.78m	0.71m	18cm	21.7kg

TUFF-N-LITE

**INDUSTRIAL
SLIM DESIGN**

**150
KG**
LOAD RATED

Patent-pending
shock absorbing
Brace and Rail
Shield

**Lightest
fibreglass
platform
ladder**

Comfortable
standing platform
with quick fold
handle

Comfortable
wide rungs

Alerts users to the
last step, avoiding
injuries



Innovative
Top Cap



Part No.	Model	Max Highest Standing Level	Max Reach	Max Footprint	Step Width	Storage Height	Storage Width	Storage Depth	Weight
LML2	2 Step	0.56m	2.54m	0.70m	7.60cm	1.27m	0.48m	10cm	5.5kg
LML3	3 Step	0.86m	2.84m	0.89m	7.60cm	1.57m	0.52m	10cm	6.5kg
LML4	4 Step	1.14m	3.12m	1.09m	7.60cm	1.88m	0.56m	10cm	8.3kg
LML6	6 Step	1.73m	3.71m	1.5m	7.60cm	2.49m	0.61m	10cm	10.7kg

FLIP-N-LITE™

Aircraft Aluminium

**Lightest
industrial
load rated
platform
ladder**

**150
KG
LOAD RATED**



Minimal storage



Convenient work tray



Comfortable standing platform, with quick fold handle



Comfortable wide rungs

Part No.	Model	Max Highest Standing Level	Max Reach	Max Footprint	Step Width	Storage Height	Storage Width	Storage Depth	Weight
LFNL2	2 Step	0.56m	2.54m	0.70m	7.60cm	1.3m	0.48m	10cm	4.6kg
LFNL3	3 Step	0.86m	2.84m	0.89m	7.60cm	1.6m	0.51m	10cm	5.4kg
LFNL4	4 Step	1.14m	3.12m	1.07m	7.60cm	1.91m	0.55m	10cm	6.3kg

SAFETY CAGE 2.0

ONE-PIECE FIBREGLASS CAGE

Easy to use,
store and move

Spring loaded
saloon doors



Alerts users to the last
step, avoiding injuries



Rapid Lock
Outriggers
for added
stability

Fully enclosed
work platform
with toe boards

**150
KG**
LOAD RATED

Tip & Glide™ wheels and spring loaded wheels for
easy movement when transporting or in use

Part Number	Model	Comparable Stepladder Size	Max Highest Standing Level	Max Reach	Footprint	Step Width	Storage Height	Storage Width at Base	Weight
LSC2 2.0	2 Step	1.22m	0.56m	2.54m	0.86m	7.60cm	1.96m	0.70m	20.4kg
LSC4 2.0	4 Step	1.83m	1.12m	3.10m	1.21m	7.60cm	2.54m	0.90m	26.7kg
LSC6 2.0	6 Step	2.44m	1.70m	3.68m	1.56m	7.60cm	3.15m	0.98m	29.4kg
LSC8 2.0	8 Step	3.01m	2.26m	4.24m	1.91m	7.60cm	3.76m	1.05m	35kg
LSC10 2.0	10 Step	3.66m	2.84m	4.83m	2.26m	7.60cm	4.36m	1.12m	36.7kg

ADJUSTABLE SAFETY

CAGE®

ADJUSTABLE FIBREGLASS CAGE

Goes where a scissorlift or scaffold can't go

Self-enclosed platform, toe board and net keeps you safe no matter the height

150 KG
LOAD RATED

Cast aluminium spring loaded Rock Locks snap in place easily

Adjustable ratchet leg levelers for uneven surfaces and stairs



Tip & Glide™ wheels and the **Wheel Lift™**. Castors make moving easy whether open or closed



Rope pulley for easy extension



Adjustable outriggers and an extra-wide base for increased stability on uneven surfaces



One-piece foldable

Part Number	Model	Max Reach Height	Highest Standing Level Min	Highest Standing Level Max	Storage Height	Storage Width at Base	Storage Depth	Weight
LASC5	5-9 Step	4.64m	1.50m	2.65m	3m	1.17m	43cm	58.5kg
LASC8	8-14 Step	6.07m	2.35m	4.09m	3.89m	1.17m	43cm	69kg

SELECT STEP

FIBREGLASS

LIGHTWEIGHT TELESCOPIC PLATFORM


The versatility and stability of the Select Step makes it the perfect ladder for stairways and slopes. Lightweight and non-conductive, it makes working on stairwells safe and comfortable.

- Tip & Glide wheels
- Telescopic on both sides
- Wide flared legs
- Comfortable platform
- Airdeck as accessory

**150
KG**
LOAD RATED



* Airdeck *
purchased
seperately as
accessory



Part Number	Model	Max Reach Height	Highest Standing Level Min	Highest Standing Level Max	Storage Height	Storage Width at Base	Storage Depth	Weight
LSSF4	4-6 Step	3.76m	0.86m	1.73m	1.56m	0.7m	22cm	15.4kg
LSSF5	5-8Step	4.29m	1.17m	2.31m	1.85m	0.93m	22cm	18.5kg

SELECT STEP

ALUMINIUM

ULTRA LIGHTWEIGHT TELESCOPIC PLATFORM

Is working on stairways a big part of what you do?
Is carrying around your heavy multi-ladder the bane of your existence?
Look no further - the Aluminium Select Step is the perfect solution.

- Tip & Glide wheels
- Telescopic on both sides
- Wide flared legs
- Comfortable platform
- Including Airdeck

**150
KG**
LOAD RATED



Part Number	Model	Max Reach Height	Highest Standing Level Min	Highest Standing Level Max	Storage Height	Storage Width at Base	Storage Depth	Weight
LSSA4	4-6 Step	3.76m	0.86m	1.73m	1.56m	0.7m	22cm	12kg
LSSA5	5-8 Step	4.29m	1.17m	2.31m	1.85m	0.81m	22cm	14kg

HYPERLITE PRO

LEAN, MEAN & HI-VIZ GREEN™

The Award Winning, Lightest Fibreglass Extension Ladder in the World

Up to 40% lighter than other fibreglass extension ladders



Side-mounted double-pulley means you can extend the Sumo using one hand, while removing the potential trip hazard



Spike feet give you extra stability on job sites and can be used in either the pad or spike foot position



Minimize foot fatigue. The HyperLite's flat rungs increase your comfort while working on the ladder



Part Number	Model	Extension Min/Max Height	Highest Standing Level	Max Reach*	Triangle Rung Width	Storage Height	Storage Width	Storage Depth	Weight
LHP24	24'	3.95 - 6.10m	5.20m	7.10m	3.80cm	3.85m	0.45m	15.50cm	20kgs
LHP28	28'	4.55 - 7.90m	6.35m	8.35m	3.80cm	4.45m	0.45m	15.50cm	23kgs

HYPERLTE PRO SUMO

GAME-CHANGING INNOVATION

Stability that goes without question,
without compromising on weight.

Up to **40%** lighter than other
fibreglass extension ladders



Minimize foot fatigue. The HyperLite's flat rungs increase your comfort while working on the ladder



Dual wide stance levelers with 20cm of leveling adjustment, increasing side-tip stability by 600%

Spike feet give you extra stability on job sites and can be used in either the pad or spike foot position



Side-mounted double-pulley means you can extend the Sumo using one hand, while removing the potential trip hazard



Part Number	Model	Extension Min/Max Height	Highest Standing Level	Max Reach*	Triangle Rung Width	Storage Height	Storage Width	Storage Depth	Weight
LHPS24	24'	3.95 - 6.70m	5.20m	7.10m	2.55cm	3.85m	0.50m	15.25cm	23kg
LHPS28	28'	4.55 - 7.90m	6.35m	8.35m	2.55cm	4.45m	0.50m	15.25cm	26kg

ACCESSORIES

CARGO HOLD™ - LCH

The Cargo Hold allows you to keep all your tools at arm's reach and reduces trips up and down the ladder. It consists of pockets and pouches to help organise your tools in a neat and orderly fashion. Store it inside the ladder or move it to the outside rung for easy access.

Compatible with:

Leveler, Conquest All-Terrain, Dark Horse



WORK PLATFORM - LSTEP

The Work Platform fits on any rung and is rated up to 150kg. It's primary use is to act as a wide platform to stand on, which reduces foot and leg fatigue when standing on rungs for an extended period of time. It simply slides out and kicks back in when not in use. A second platform can be used as a tool/paint tray.

Compatible with:

Leveler, Dark Horse, Conquest All-Terrain, Skyscraper



TELESCOPIC PLANK 2.0

These work planks convert any of our multi-use ladders into simple scaffolding.

This high-strength plank is rated to hold 227kg.

They are available in three sizes:

Small - 1.8m to 2.75m (**LTWP-S 2.0**), Medium - 2.45m to 3.95m (**LTWP-M 2.0**),

Large - 3.05m to 4.90m (**LTWP-L**)

Compatible with:

Leveler, Dark Horse, Sure Step, Velocity



TRESTLE BRACKETS

Our Trestle Brackets allow you to convert your ladder into two fixed trestles. Add a Little Giant Telescopic Plank to create a scaffold type setup, reducing the amount of trips required to adjust the ladder.

Trestle Brackets come in different sizes for each of the ladders below:

Dark Horse (**LTB-DH**), Leveler (**LTB-ALL**)



SADDLE BAG - LSB

The Little Giant Saddle Bag™ lets you keep everything you need with you so that you can get the job done without climbing up and down the ladder everytime you need a tool or a handful of nails. The Saddle Bag™ is made out of 680D ballistic polyester and features easy-access pouches for tools or materials. The Saddle Bag™ will work on any Little Giant Aerial Safety Cage™ and Compact Cage™, and it folds and stores neatly inside any Little Giant Cage.

Compatible with:

Safety Cage, Adjustable Safety Cage



PROJECT TRAY™ - LPT

The Project Tray offers one convenient location for all of your tools. It includes slots for power cords, screwdrivers, knives and many other tools. It also has recessed trays for paint containers and a magnetic dish for loose nails, screws, nuts and bolts. It can even hold your drink while you work! The tray fits to any Little Giant multi-use ladder and holds up to 12kg.

Compatible with:

Leveler, Conquest All-Terrain, Dark Horse, Skyscraper



AIRDECK® - LAD

The AirDeck® workstation is a multi-use tray and handrail accessory designed for your Little Giant® Ladder to help you finish your projects more easily. By using the AirDeck® as a handrail, you can maintain three points of contact on the ladder. With its grooves, slots and fitted recesses, the AirDeck® is perfectly designed as a tool tray to hold your tools, paint containers and other materials. This accessory holds up to 11kg.

Compatible with:

Select Step, Conquest All-Terrain



FUEL TANK - LFT

Painting while atop a ladder can be frustrating. There usually isn't a place to put the bucket of paint, and most paint trays aren't designed to be used while standing at the top of a

ladder. The Little Giant® Fuel Tank™ is a vertical paint tray designed to hold 3.7 litres of paint. With its adjustable hooks, it easily attaches to most Little Giant Ladders.

Compatible with:

Most Little Giant Ladders



TOOL TRAY - LTT

Multi-position Ladder Accessory

No more bucket balancing acts. No more dropped drills. No more falling fasteners. The Tool Tray™ from Little Giant Ladder Systems® has all the grooves and slots you need to keep your kit within arm's reach. Compatible with the Little Giant multi-position ladder family.*



LADDER RACK - LLR

When not properly stored, your ladder can become a tip or trip hazard, which can cause damage or injury to yourself, your ladder or your property. The Ladder Rack™ from Little Giant Ladders® helps you save space, while protecting your ladder from damage. This accessory mounts to the studs in the wall and holds up to 34kg.



WING SPAN™ WALL STANDOFF - LWS

The Wing Span Wall Standoff is perfect for working around windows, gutters, or any other obstacle that attempt to prevent you from safely completing your task. The extra width also adds more stability and versatility when attached in the extension position.

Compatible with:

Dark Horse, Leveler



Preventing Injuries, Saving Lives

Every year, an average of more than 14 000 Kiwis are injured whilst using a ladder. Many of these injuries result in long-term or even permanent disability. Between 2015-2021, 41 ladder-related deaths were recorded in New Zealand*. These numbers are staggering when you think of each individual's life, and especially the people who love them. It also begs the question: how many of these incidents could have been prevented?

We are driven not by the number of ladders we build, but by the individuals who use them – the hard-working men and women of the world who are the backbone of industry and progress. They put their lives at risk to make things happen. They are dedicated working people with families, hopes and dreams.

If we can help one more of these people get home safely each day, we will have done our job – that's what gets us out of bed each morning. Ladders will always be a necessity in nearly all walks of life, so we need to find ways to prevent these accidents and save lives.

We believe there are two ways to prevent these accidents. First, providing effective, frequent, and relevant safety training; and second, designing safer climbing and access equipment.

Designing for Human Nature

Although it is extremely important, training alone is not enough. Even an experienced, well trained professional can fall off an ordinary traditional ladder. Our new professional climbing equipment will help operators avoid the three most common causes of both OSHA safety citations and ladder-related injuries and fatalities.

1. Repeated handling of heavy climbing equipment
2. Using the wrong ladder for the job, or using the right ladder the wrong way
3. Over-reaching

In an era of worldwide progress and innovation, the traditional designs sold by most ladder companies have remained all but unchanged, even though the incidence of ladder injuries increase each year.

The ladder industry can do better, and we are leading the charge. We engineer our professional access equipment to prevent as many falls as possible. It is better to build a fence at the top of a cliff than to park an ambulance at the bottom.

The Future of Climbing Equipment

We developed this new professional line of access equipment with numerous features and safeguards that combat the common misuses of ladders. Little Giant has taken the next step in climbing safety by creating products engineered to protect the users. Our designs account for human behaviour. Perhaps our long-held manufacturing creed sums up our commitment to provide the safest access equipment in the world – every weld, every rivet, every rung, and every person matters!

**ACC data 2015-2021*

Distributed by Staffy Ltd

Contact Us

p: 06 833 7528

e: info@staffy.co.nz



0800 STAFFY

